Schnitt A-A, 1:50
Rampe Perron PU Mitte

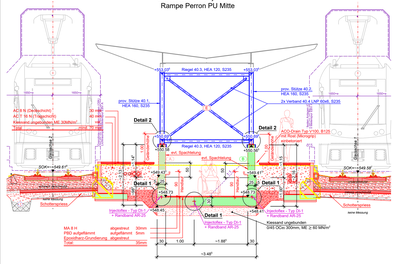

Horizont +545.00 m ü. M.

Schnitt B-B, 1:50
Rampe Perron PU Mitte

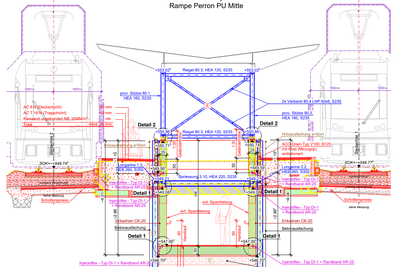

Horizont +545.00 m ü. M.

Schnitt C-C, 1:50
Rampe Perron PU Mitte

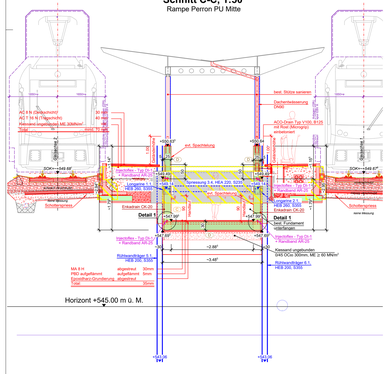

Horizont +545.00 m ü. M.

Schnitt D-D, 1:50
Rampe Perron PU Mitte

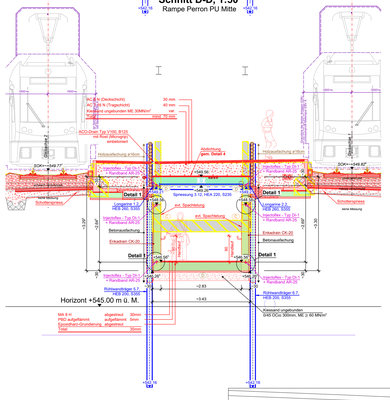

Horizont +545.00 m ü. M.

Ansicht 1-1, 1:50
Schalung, Rampe Ansicht Nord - Perron PU Mitte

Signale & Tafeln gem. Plan Nr. 496-109

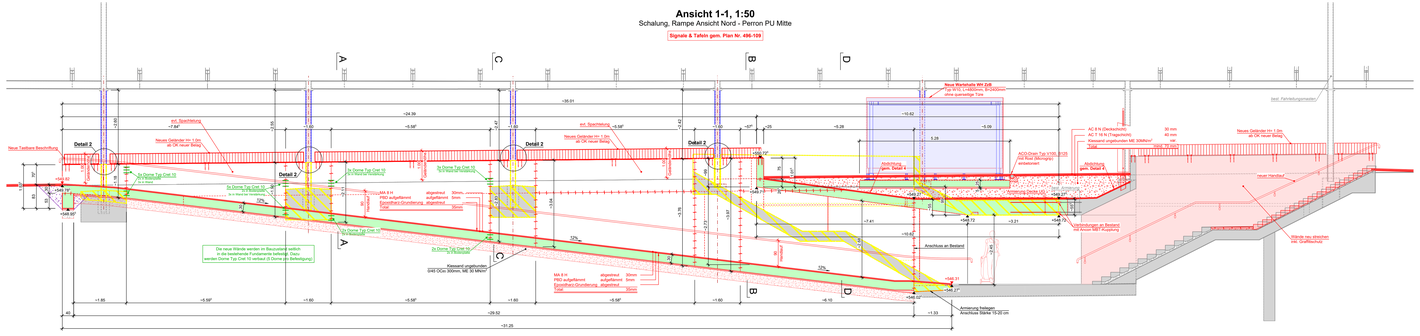

Horizont +544.00 m ü. M.

Ansicht 2-2, 1:50
Schalung, Rampe Ansicht Süd - Perron PU Mitte

Signale & Tafeln gem. Plan Nr. 496-109

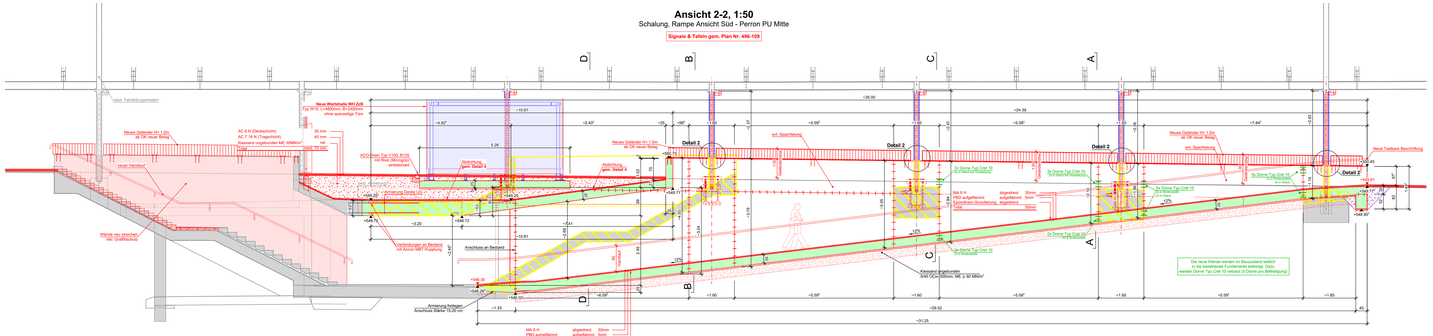

Horizont +544.00 m ü. M.

Detail 1, 1:20
Abdichtung + Belagsabschluss PU Mitte

Detail 4, 1:10
Abdichtung mit Kieskoffer PU Mitte



Detail 3, 1:20
Verbindung best. Bodenplatte PU Mitte

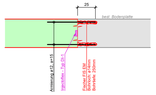

Detail 3, 1:20
Verbindung best. Wand PU Mitte

Detail 2, 1:20
Stützenanpassung + Geländer PU Mitte

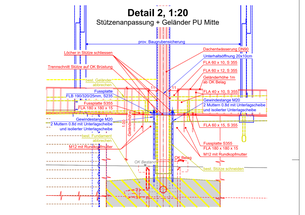

Legende

Neu	
Kontrollbeobachter	
Unterfangung	
Abgrabung	
Stahl	
Bestehende Bauten	
Bestehende Bauten	
Bestehende Bauten